

Fall 2018 Enrollment


Campus	Female	Male	Total
ATC (Advanced Technology Center)	3	52	55
GVC (Greenbrier Valley Campus)	214	116	330
MCC (Mercer County Campus)	77	28	105
NCC (Nicholas County Campus)	134	35	169
RCC (Raleigh County Campus)	227	107	334
OC (Off Campus)	165	62	227
TOTALS	820	400	1220

Fall 2018 Students

ATC



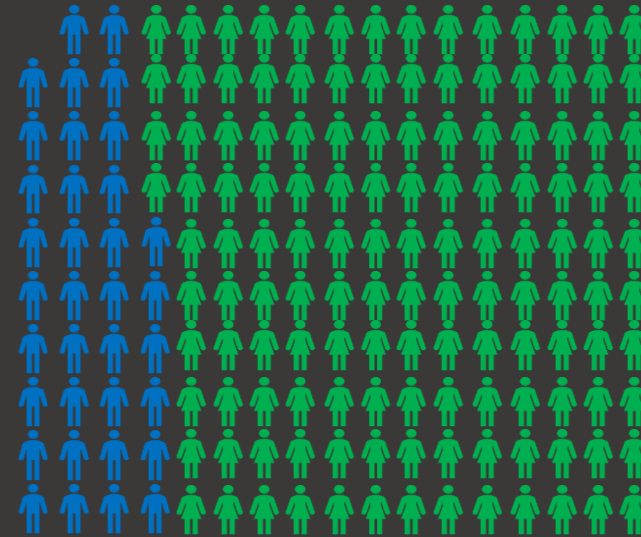
GVC



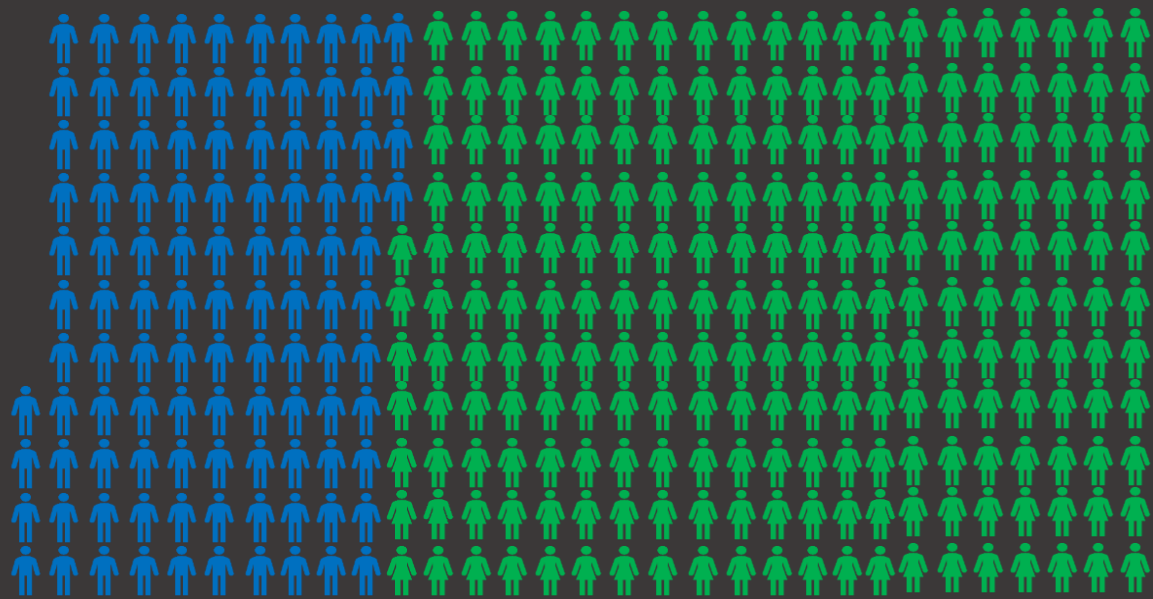
MCC



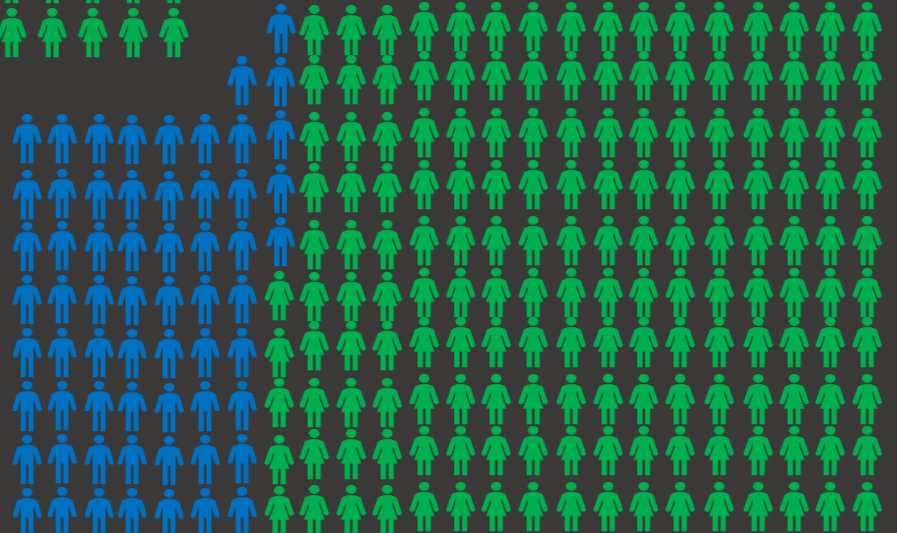
NCC



RCC



OC



Non-Degree-Seeking Students by Gender and Campus

Campus	Female	Male	TOTAL
ATC (Advanced Technology Center)	0	0	0
GVC (Greenbrier Valley Campus)	42	21	63
MCC (Mercer County Campus)	15	2	17
NCC (Nicholas County Campus)	16	7	23
RCC (Raleigh County Campus)	28	13	41
OC (Off Campus)	165	62	227
TOTALS	266	105	371

“Non-Degree-Seeking” for these purposes includes transient, high school, and other non-degree seekers

Fall 2018 Degree-Seeking Enrollment*

*All students (1220) minus special, transient, and provisional students (371).


Campus	Female	Male	Total
ATC (Advanced Technology Center)	3	52	55
GVC (Greenbrier Valley Campus)	172	95	267
MCC (Mercer County Campus)	62	26	88
NCC (Nicholas County Campus)	118	28	146
RCC (Raleigh County Campus)	199	94	293
OC (Off Campus)	0	0	0
TOTALS	554	295	849

Fall 2018 Degree-seeking Students

ATC



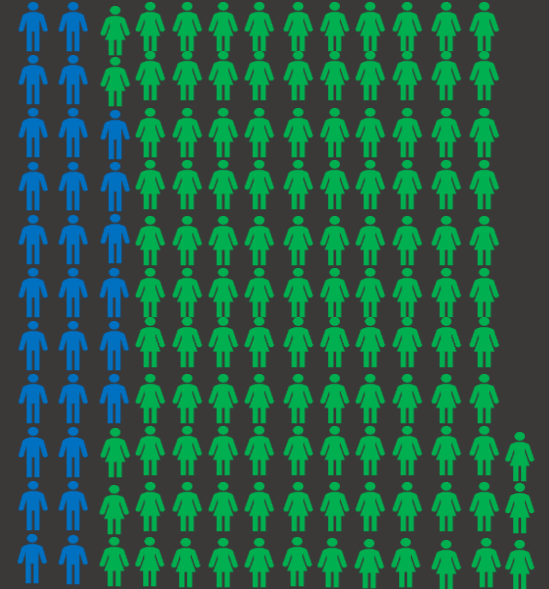
GVC




MCC



NCC



RCC



Campus	Female	Male	TOTAL
ATC (Advanced Technology Center)	1	3	4
GVC (Greenbrier Valley Campus)	7	1	8
MCC (Mercer County Campus)	2	0	2
NCC (Nicholas County Campus)	2	0	2
RCC (Raleigh County Campus)	10	6	16
OC (Off Campus)	0	0	0
TOTALS	22	10	32

Fall Graduates by Gender and Campus*

* Only includes Fall 2018 graduates who were enrolled Fall 2018

Campus	Female	Male	TOTAL
ATC (Advanced Technology Center)	2	49	51
GVC (Greenbrier Valley Campus)	165	94	259
MCC (Mercer County Campus)	60	26	86
NCC (Nicholas County Campus)	116	28	144
RCC (Raleigh County Campus)	189	88	277
OC (Off Campus)	0	0	0
TOTALS	532	285	817

Fall 2018 Retention Cohort*


* Degree seeking students
(849) minus Fall 2018
graduates (32)

Fall 2018 Retention Cohort

ATC



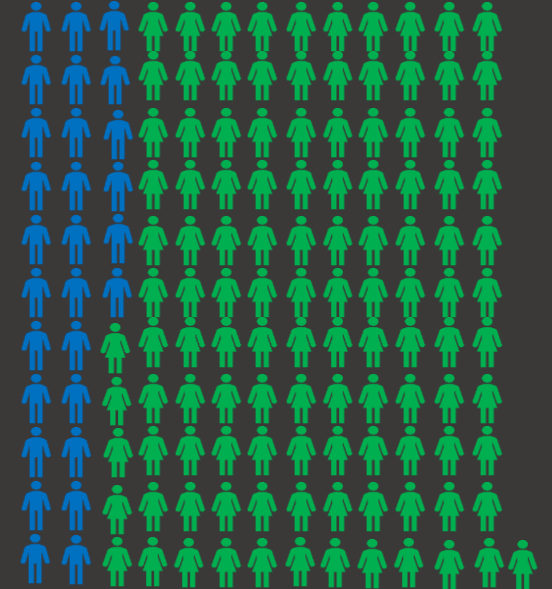
GVC



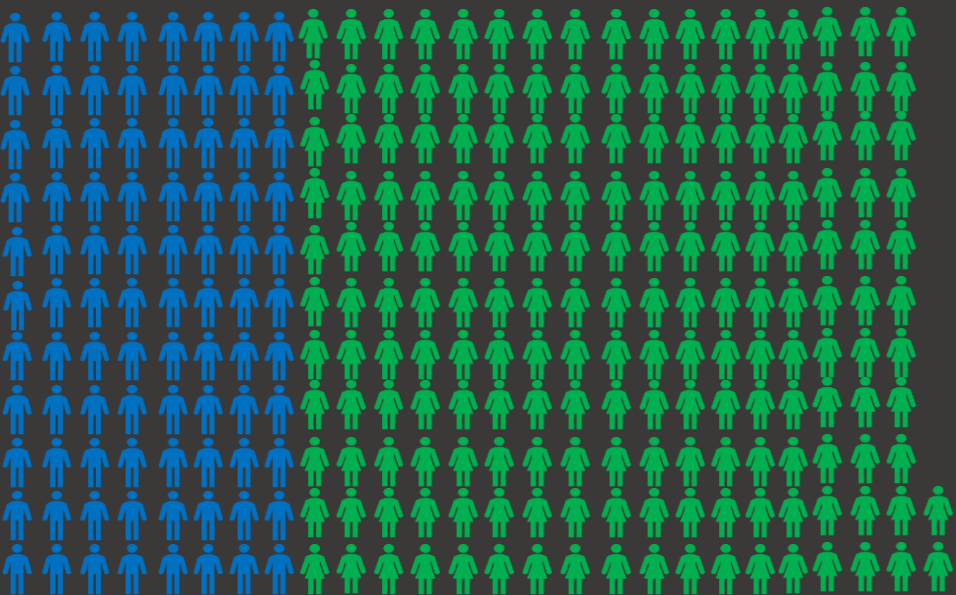
MCC



NCC



RCC



Fall 2018 Withdrawals

Campus	Female	Male	TOTAL
ATC (Advanced Technology Center)	1	6	7
GVC (Greenbrier Valley Campus)	11	9	20
MCC (Mercer County Campus)	12	3	15
NCC (Nicholas County Campus)	13	5	18
RCC (Raleigh County Campus)	23	6	29
OC (Off Campus)	0	0	0
TOTALS	60	29	89

Campus	Female	Male	TOTAL
ATC (Advanced Technology Center)	1	43	44
GVC (Greenbrier Valley Campus)	154	85	239
MCC (Mercer County Campus)	48	23	71
NCC (Nicholas County Campus)	103	23	126
RCC (Raleigh County Campus)	166	82	248
TOTALS	472	256	728

Fall 2018 Retention Cohort after Withdrawals

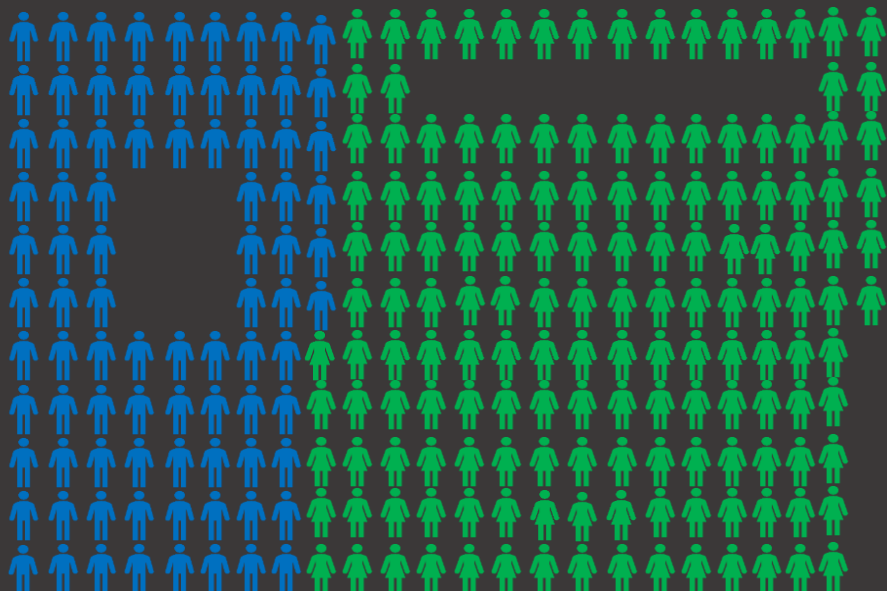
We started with 817 students in the retention cohort.

Fall 2018 Retention Cohort after Withdrawals

ATC



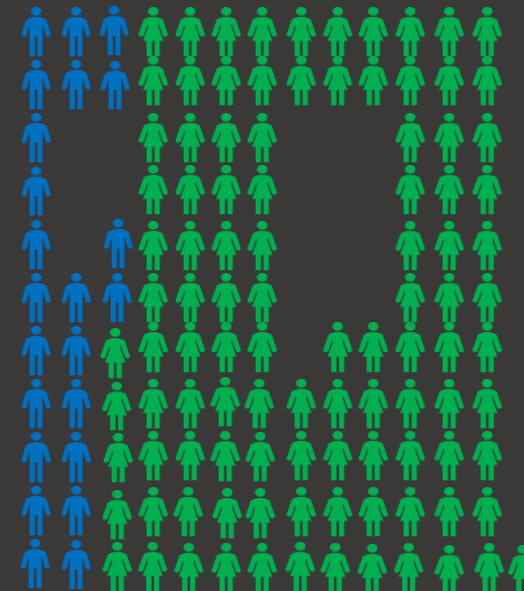
GVC



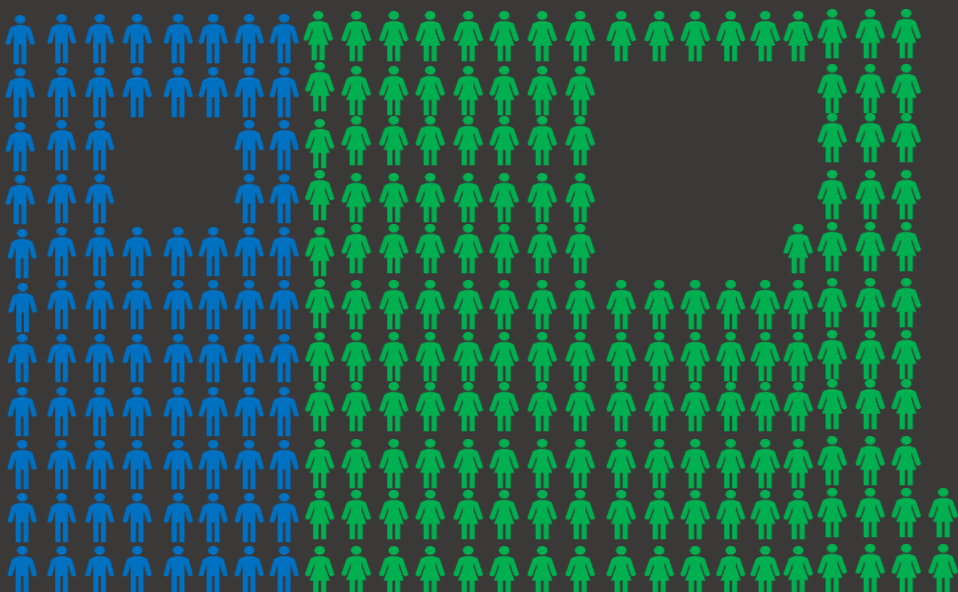
MCC



NCC



RCC



Fall 2018 Retention Cohort

ATC



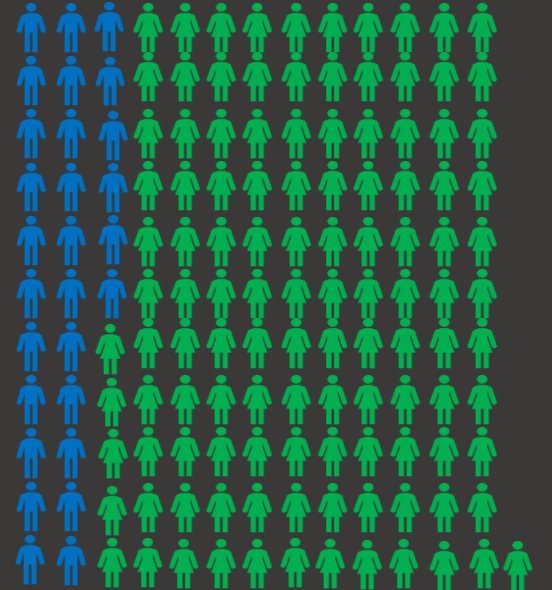
GVC



MCC



NCC



RCC

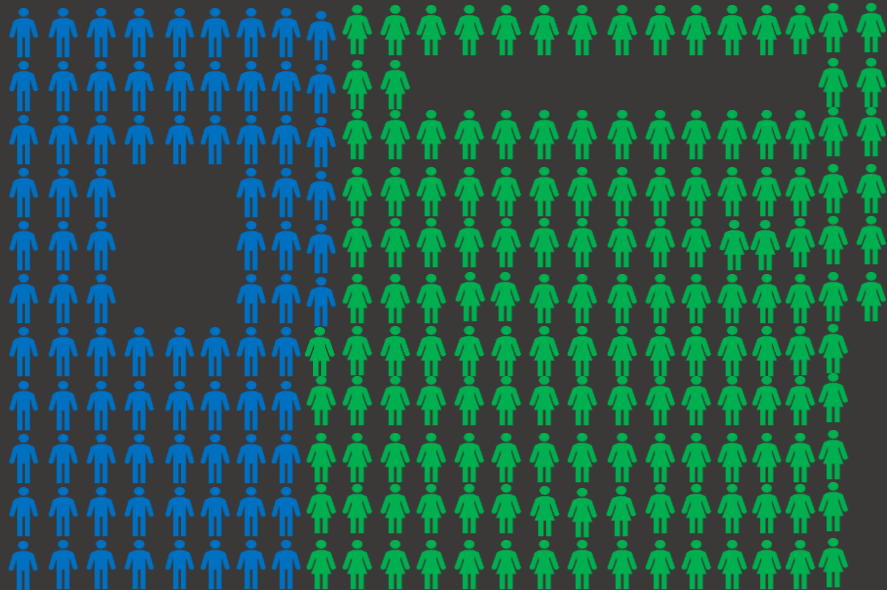


Fall 2018 Retention Cohort after Withdrawals

ATC



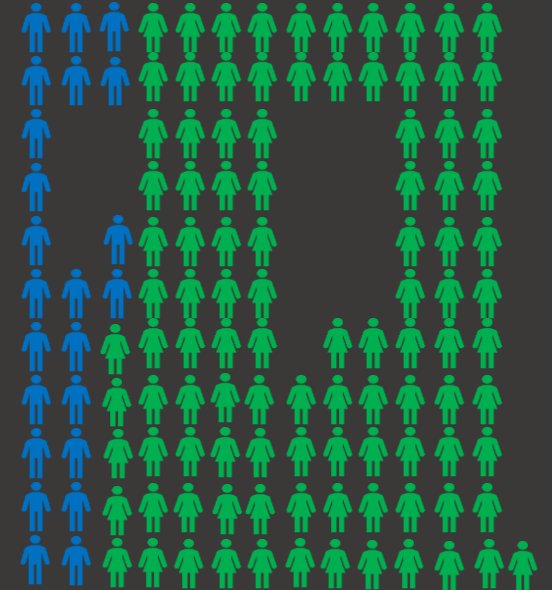
GVC



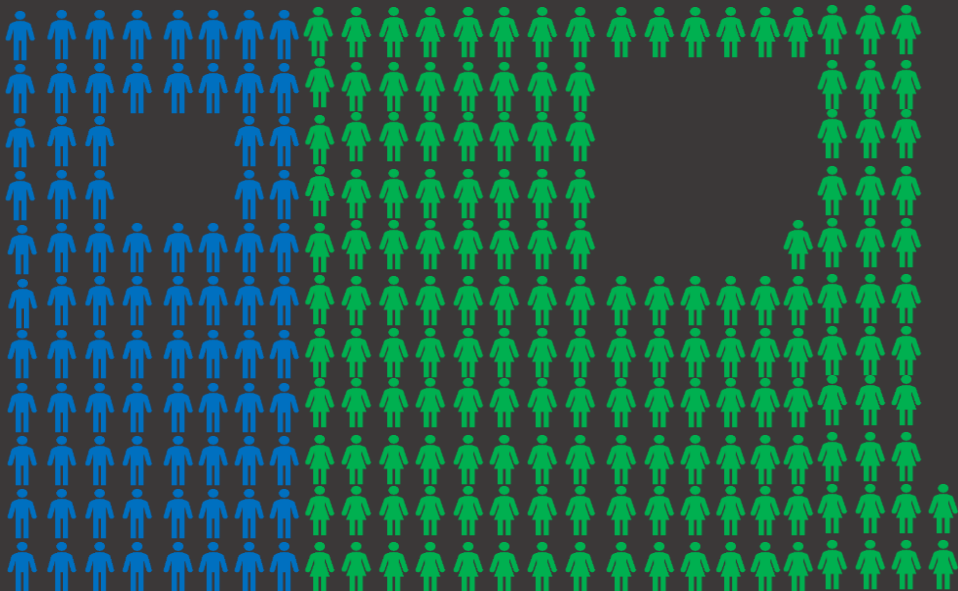
MCC



NCC



RCC




Returned Spring 2019

Campus	Female	Male	TOTAL
ATC (Advanced Technology Center)	3 1 + 1 + 1	39 37 + 1 + 1	42 38 + 2 + 2
GVC (Greenbrier Valley Campus)	107 106 + 0 + 1	62 60 + 0 + 2	169 166 + 0 + 3
MCC (Mercer County Campus)	37 37 + 0 + 0	17 17 + 0 + 0	54 54 + 0 + 0
NCC (Nicholas County Campus)	73 73 + 0 + 0	17 17 + 0 + 0	90 90 + 0 + 0
RCC (Raleigh County Campus)	125 119 + 5 + 1	58 55 + 1 + 2	183 174 + 6 + 3
TOTALS	345 336 + 6 + 3	193 186 + 2 + 5	538 522 + 8 + 8

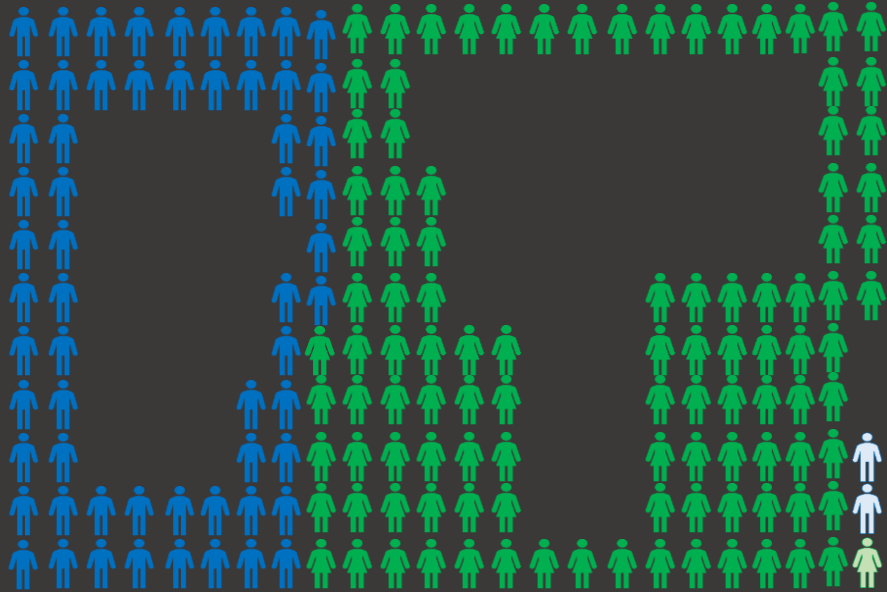
Expected to return
+ graduated but
returned +
withdrew but
returned

Returned Spring 2019

ATC



GVC



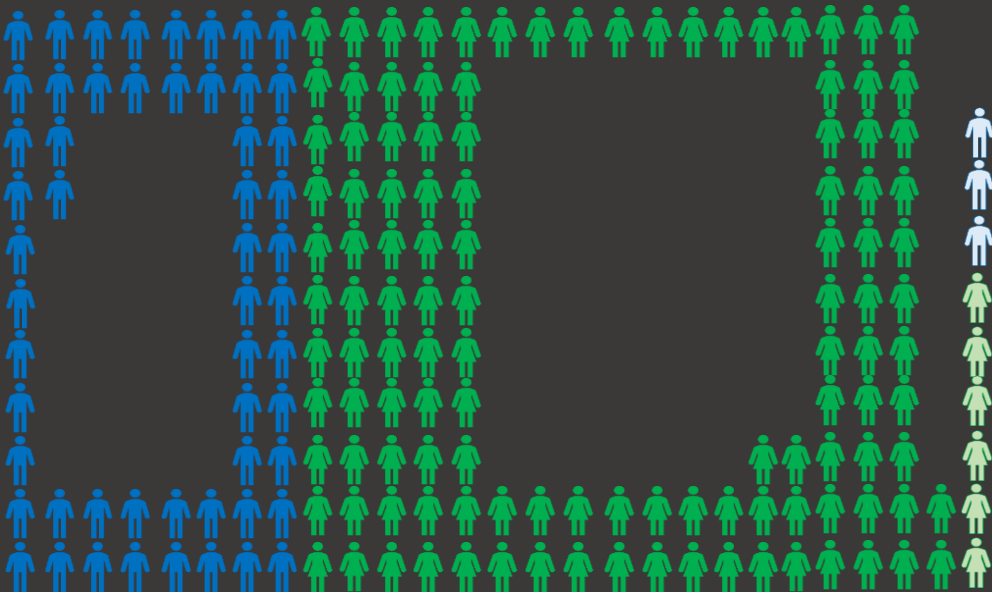
MCC



NCC



RCC




Fall 2018 Retention Cohort

ATC



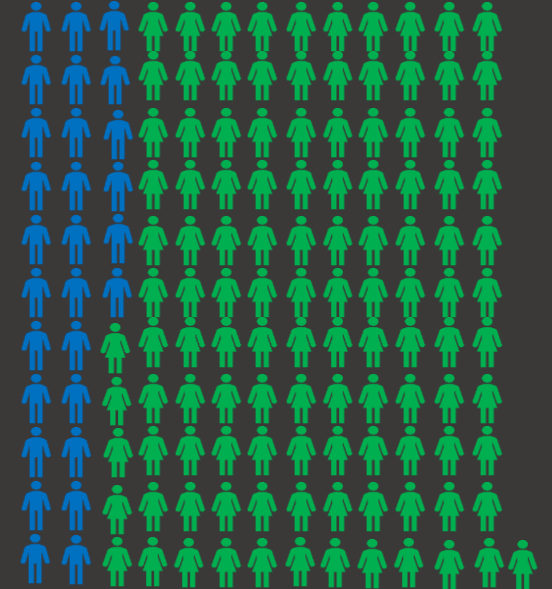
GVC




MCC



NCC




RCC

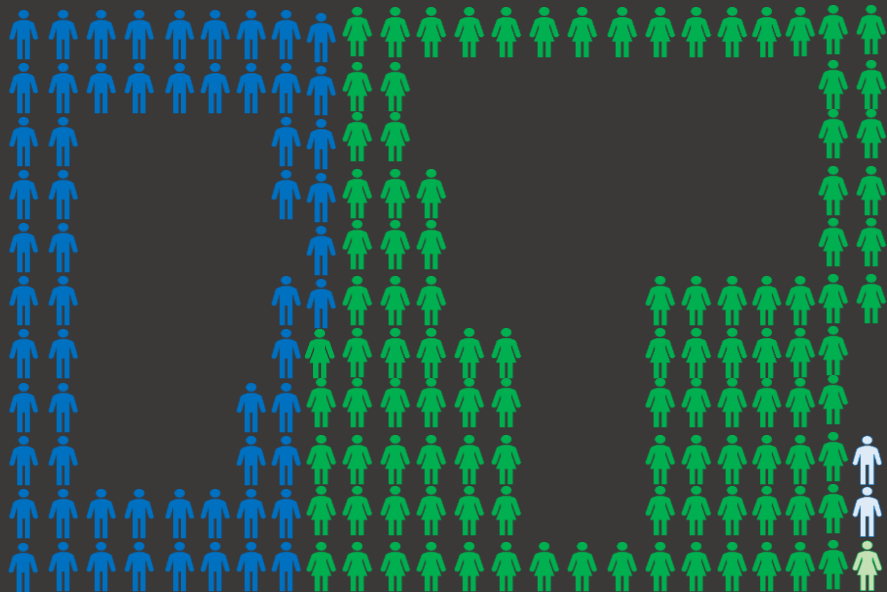


Returned Spring 2019

ATC



GVC



MCC



NCC



RCC

